

Rayat Shikshan Sanstha
Rajarshi Chhatrapati Shahu College, Kolhapur
Feedback Committee
Feedback Analysis of Students for Teachers
Academic Year: 2020-21
Submitted to
Internal Quality Assurance Cell

Introduction and Objectives:

Rayat Shikshan Sanstha's, **Rajarshi Chhatrapati Shahu College, Kolhapur** was established in the year 1961. The college aims at the overall development of the students to become entrepreneurs and professionals in the respective disciplines. Every year survey has conducted to assess the satisfaction of all the stakeholders regarding curriculum, teaching, learning, evaluation and infrastructure of the college. Receiving positive and negative feedback are an important in helping monitor and evaluate the provision. Feedback from all stakeholders is a contributing factor to run a successful college or institution.

Methodology

In academic year **2020-21**, we asked all stakeholders to fill a feedback form (provided by college). The feedback forms have also available on the college website. Filling of feedback is mandatory.

Design of Feedback

The responses from the students for teachers are collected on the five-point scale (Likert scale)

- 1) Strongly Agree
- 2) Agree
- 3) Neutral
- 4) Disagree
- 5) Strongly disagree

Data Coding

Least is best method is used to code data. It means lowest rank is given to the strongly agree response and next rank is given to agree response and so on.

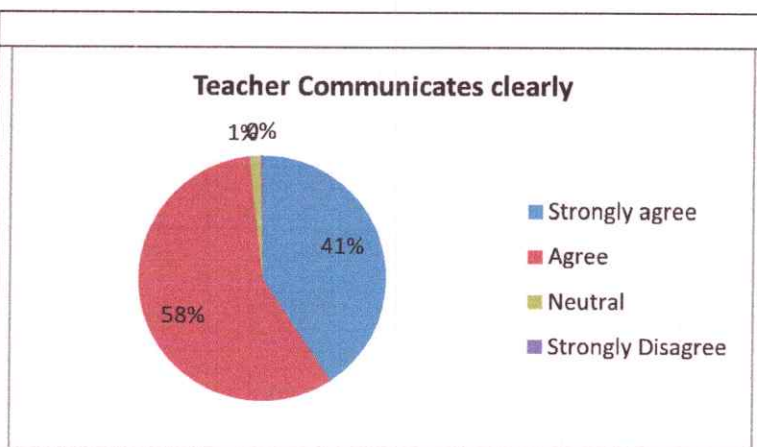
- 1) Strongly Agree : 1
- 2) Agree : 2
- 3) Neutral : 3
- 4) Disagree : 4
- 5) Strongly disagree : 5

Analysis of Feedback

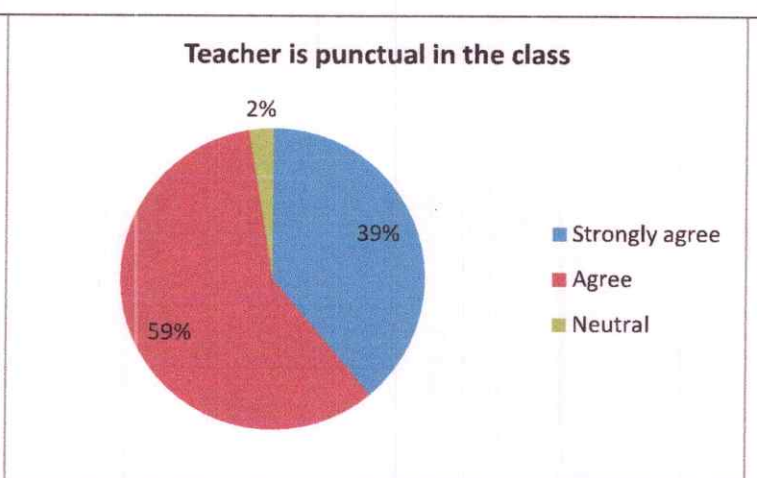
Feedback was collected and analyzed by Feedback Analysis Committee of the college. Opinion of all the stakeholders is obtained about each parameter in terms of percentage. Analyze the data using tabular and graphical representation.

Response	No of Students	Teacher complete entire syllabus	
Strongly agree	129	<p>2%</p> <p>47%</p> <p>51%</p> <ul style="list-style-type: none"> ■ Strongly agree ■ Agree ■ Neutral 	
Agree	138		
Neutral	6		
Total	273		
Response	No of Students	Teacher discuss topic	
Strongly agree	86	<p>0% 0%</p> <p>32%</p> <p>68%</p> <ul style="list-style-type: none"> ■ Strongly agree ■ Agree ■ Neutral ■ Disagree ■ Strongly Disagree 	
Agree	184		
Neutral	1		
Disagree	1		
Strongly Disagree	1		
Total	273		

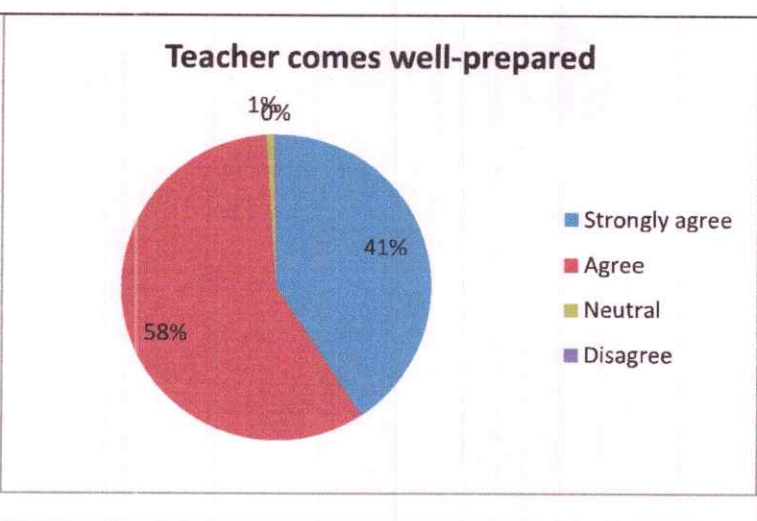
Response	No of Students
Strongly agree	111
Agree	157
Neutral	4
Strongly Disagree	1
Total	273



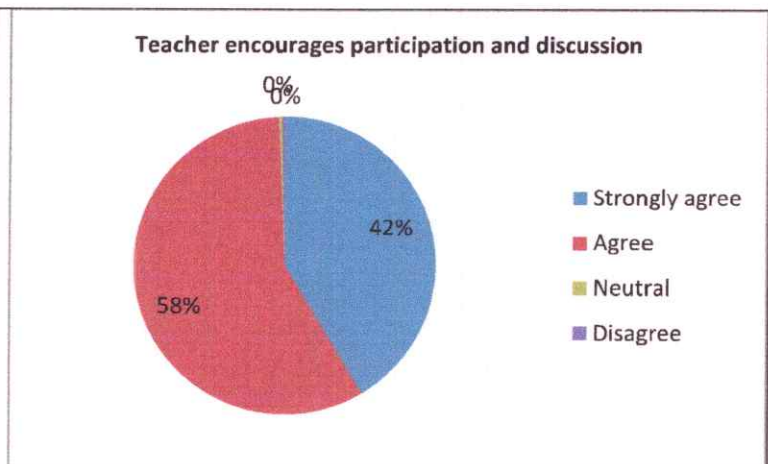
Response	No of Students
Strongly agree	106
Agree	160
Neutral	7
Total	273



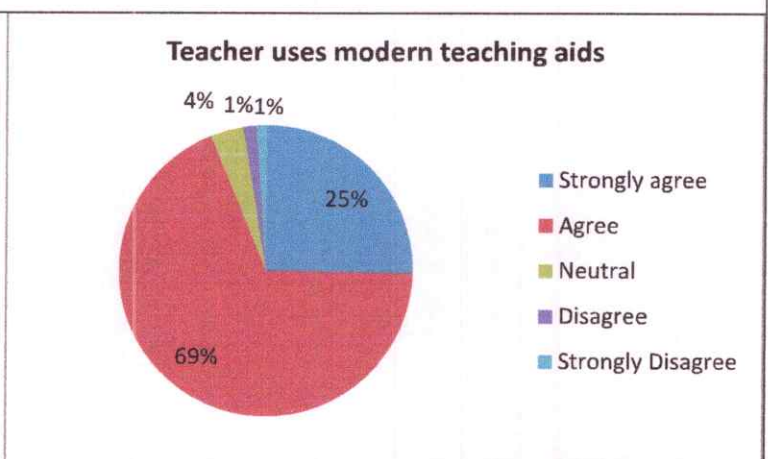
Response	No of Students
Strongly agree	111
Agree	159
Neutral	2
Disagree	1
Total	273



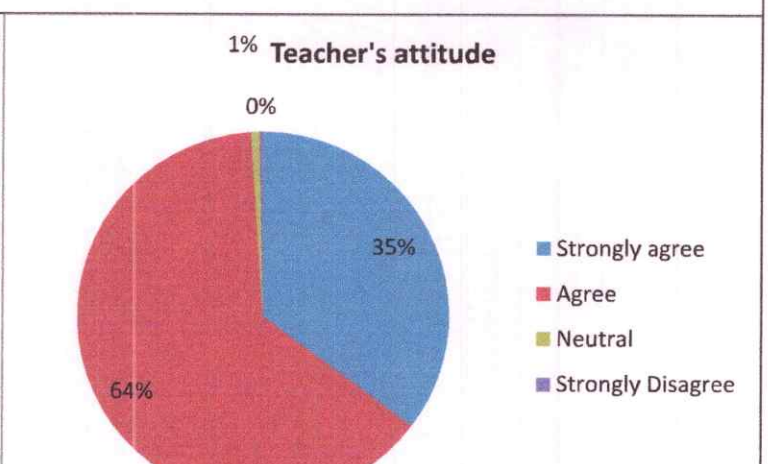
Response	No of Students
Strongly agree	113
Agree	158
Neutral	1
Disagree	1
Total	273



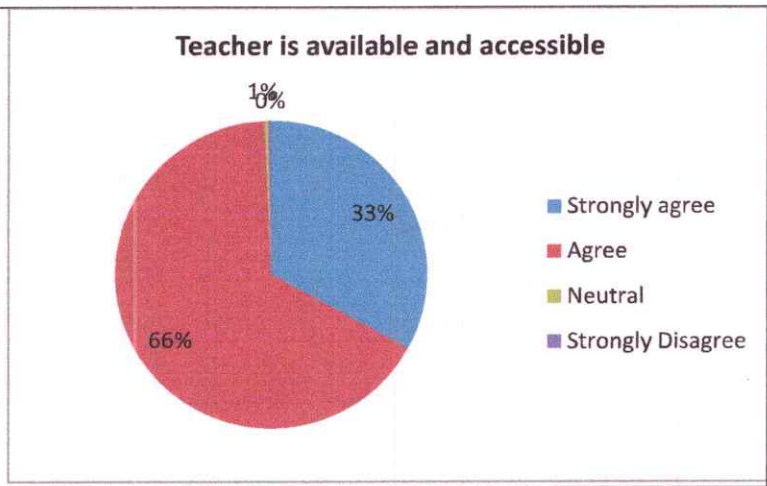
Response	No of Students
Strongly agree	69
Agree	187
Neutral	10
Disagree	4
Strongly Disagree	3
Total	273



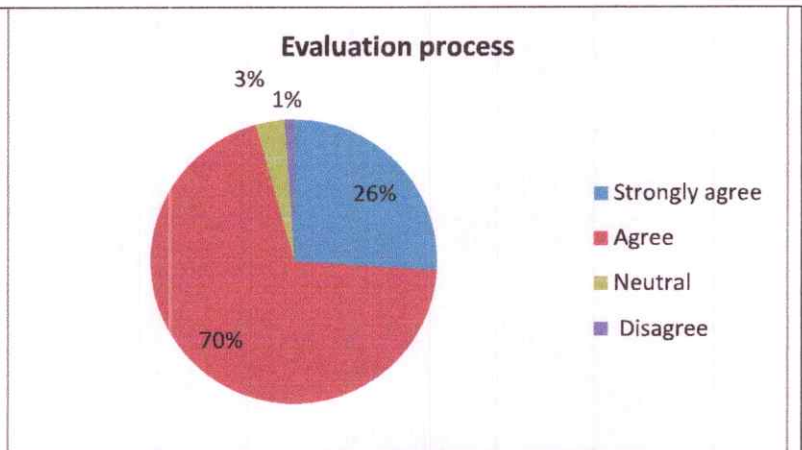
Response	No of Students
Strongly agree	96
Agree	174
Neutral	2
Strongly Disagree	1
Total	273



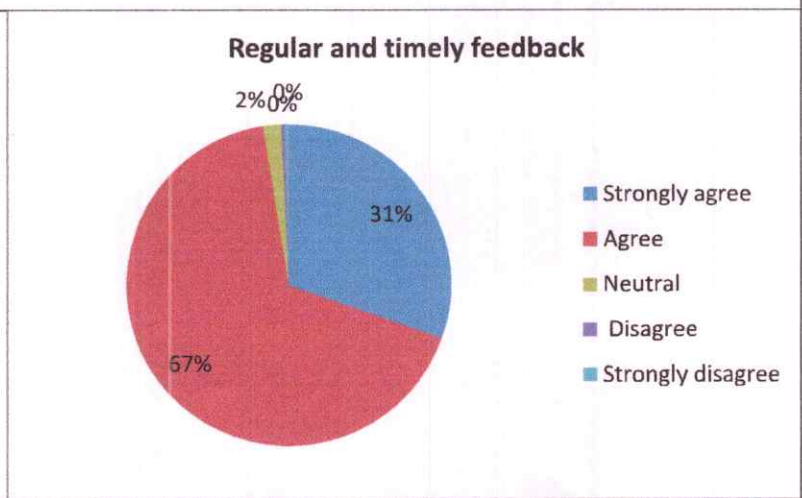
Response	No of Students
Strongly agree	90
Agree	181
Neutral	1
Strongly Disagree	1
Total	273

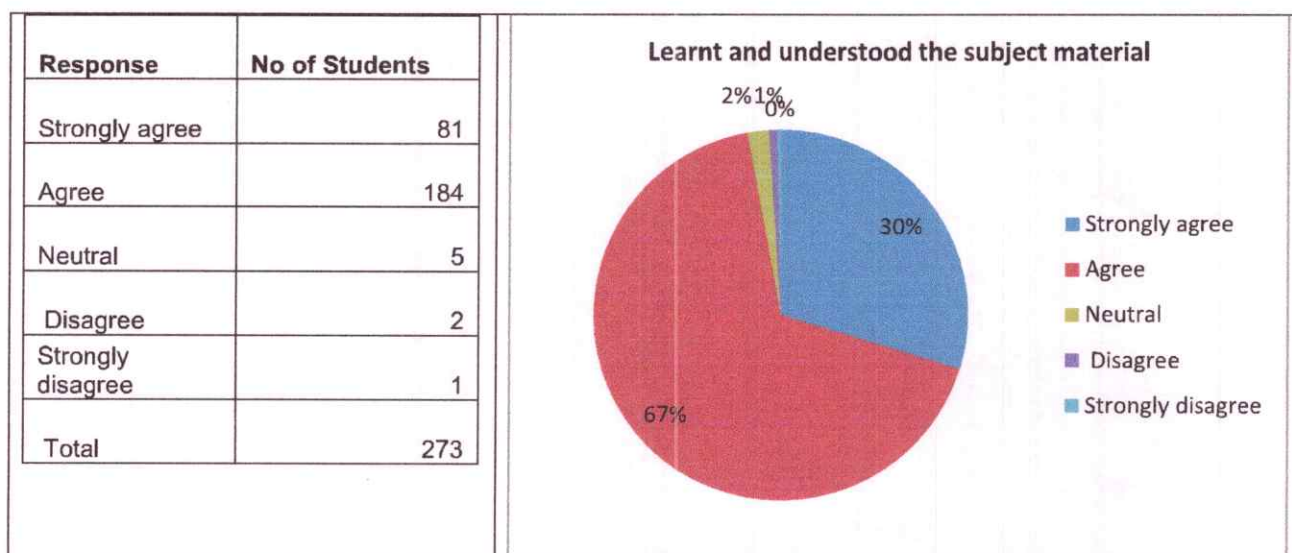
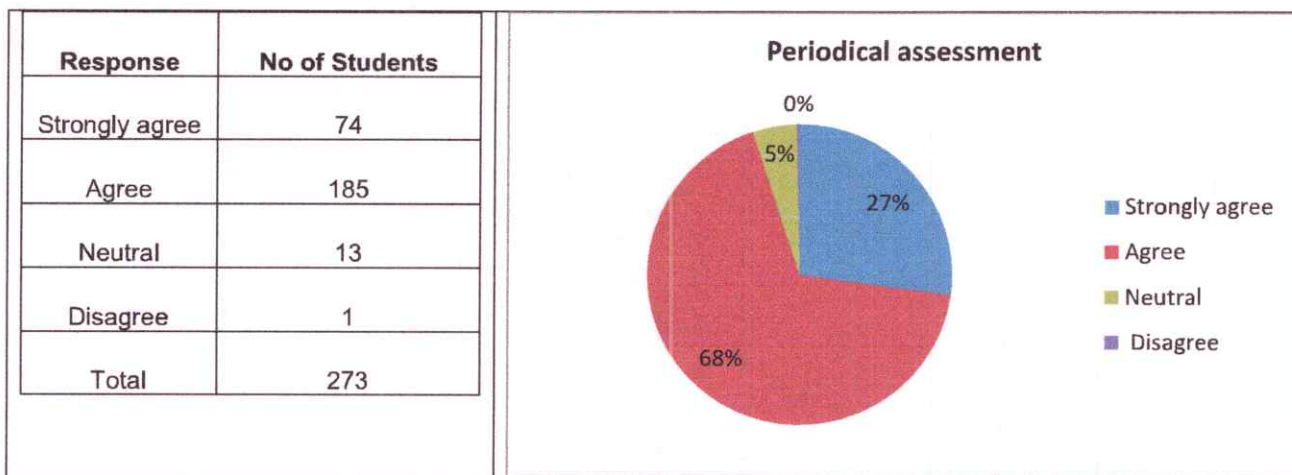


Response	No of Students
Strongly agree	71
Agree	190
Neutral	9
Disagree	3
Total	273



Response	No of Students
Strongly agree	83
Agree	183
Neutral	5
Disagree	1
Strongly disagree	1
Total	273





Conclusion:

Feedback of students for teacher was analysed and the opinion of the stakeholders is obtained about each parameter in terms of percentage. From feedback the conclusions are: The respondent are strongly agree with 59% for The teacher completes the entire syllabus in time, with 55% for The teacher discusses topics and interact in the class, with 56% for The teacher is punctual in the class, with 55% for The teacher comes well prepared for the class and The teacher encourages participation and discussion in the class.

The respondents are agreeing with 90% for the teacher uses modern teaching aids, handout, suitable references, power point presentation, web resources, with 93% for the teacher's attitude towards the students is friendly & helpful and the teacher is available and accessible in the department, with 92% for the evaluation process is fair and unbiased, with 96% for Regular and timely feedback is given on your

performance. The respondents are not agreeing with 2% for Periodical assessment is conducted as per schedule, with 94% for learnt and understood the subject materials in this course.

Suggestion/ Recommendation

For teaching staff, the students suggested and recommended that,

1. Develop Online teaching using various e-learning system
2. Arrange training for PG Entrance



Chairman
Feedback Analysis Committee



IQAC Coordinator
R. C. Shahu College,
Kolhapur.



Principal
Rajarshi Chh. Shahu College
Kolhapur.